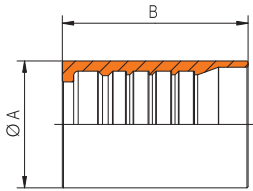


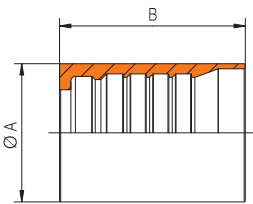
Ghiere a pressione per Tubi: DIN 20023-4SH EN 856-4SH SAE 100R13 EN 856-R13 SAE 100R15
 Swaged Ferrules for Hoses: DIN 20023-4SH EN 856-4SH SAE 100R13 EN 856-R13 SAE 100R15
 Preßfassungen für Schläuche: DIN 20023-4SH EN 856-4SH SAE 100R13 EN 856-R13 SAE 100R15

MPF 3



CODICE Part n° Bestell. nr.	DN Tubo ND Hose DN Schlauch	Ø A	B	Tubo tipo Hose type Schlauch
S 80 00 350 000 019	3/4" 19	40	62	4SH-R13-R15
S 80 00 350 000 025	1" 25	47	75	4SH-R13-R15
S 80 00 350 000 032	1"1/4 32	56	82	4SH
S 80 00 350 000 038	1"1/2 38	63	93	4SH
S 80 00 350 000 050	2" 50	80	100	4SH

MPF 4

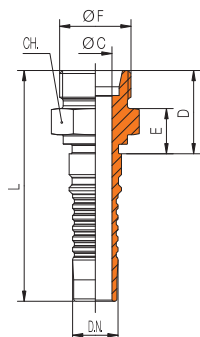


CODICE Part n° Bestell. nr.	DN Tubo ND Hose DN Schlauch	Ø A	B	Tubo tipo Hose type Schlauch
S 80 00 450 000 032	1"1/4 32	61	82	R13-R15
S 80 00 450 000 038	1"1/2 38	71	93	R13-R15
S 80 00 450 000 050	2" 50	85	100	R13

Raccordi Maschi filetto metrico sede 24° per Tubi: DIN 20023-4SH EN 856-4SH SAE 100R13 EN 856-R13 SAE 100R15
 Metric thread Males 24° for hoses: DIN 20023-4SH EN 856-4SH SAE 100R13 EN 856-R13 SAE 100R15
 Metrisch Aussengewindenippel 24° für Schläuche: DIN 20023-4SH EN 856-4SH SAE 100R13 EN 856-R13 SAE 100R15

ISO 12151-2 (ISO 6162-1)

MCES



CODICE Part n° Bestell. nr.	DN ND DN	Filetto Thread Gewinde	Ø F ø F ø F	DN Tubo ND Hose DN Schlauch	CH	L	E	Ø C	D
S 80 14 9 920 019	20S	M 30x2	3/4" 19	32	97	19	14	35	
S 80 14 9 925 019	25S	M 36x2	3/4" 19	41	99	19	14	37	
S 80 14 9 930 025	30S	M 42x2	1" 25	46	117	23	19	43	
S 80 14 9 938 032	38S	M 52x2	1"1/4 32	55	126	24	25	46	